

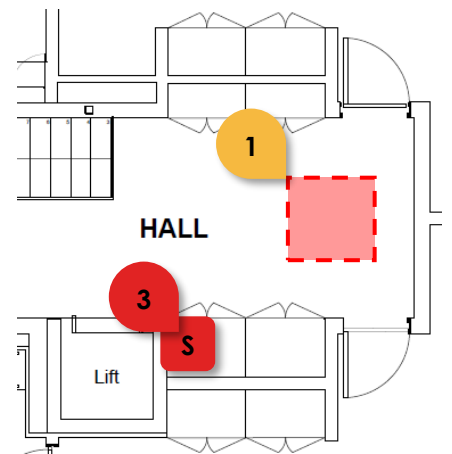

# ACCESS TO THE ROOF

## HALL (2F)

The **Roof Hatch / Smoke Vent**<sup>1</sup> is located in the **Hall (2F)**. It is equipped with a **Rain Sensor**. If the window is open when it rains, the sensor will detect it and the window will close automatically. Its **Spur**<sup>3</sup>, **Override Switch**<sup>6</sup> and the **Emergency Battery Backup**<sup>7</sup> are located in the RHS cupboard in the **Hall (2F)**<sup>2</sup>. The skylight can be controlled by the **Lutron Lighting Panel** located next to it<sup>4</sup>.

**In case the Fire Alarm goes off**, the Smoke Vent will automatically go open. However, it can also be controlled manually.

To switch off the Smoke Vent completely, shut the **Breaker No. 5** labelled "**Roof Opening Hatch Control Panel**" on the 20-way **Consumer Unit "DB 1"**<sup>5</sup> in the **Hall (2F)**.



Smoke Vent supplied and installed by – Surespan

Leamore Close

Enterprise Park Walsall

West Midlands

WS2 7NL

T: 01922 711 185

E: [sales@surespancovers.com](mailto:sales@surespancovers.com)

W: [www.surespancovers.com](http://www.surespancovers.com)



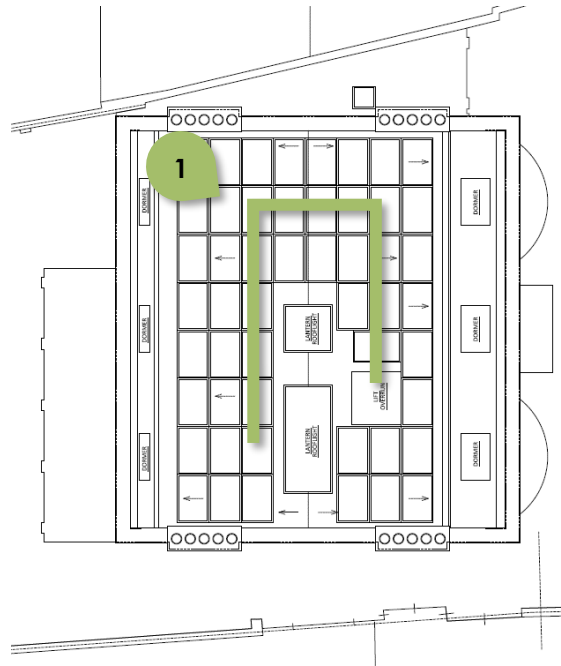
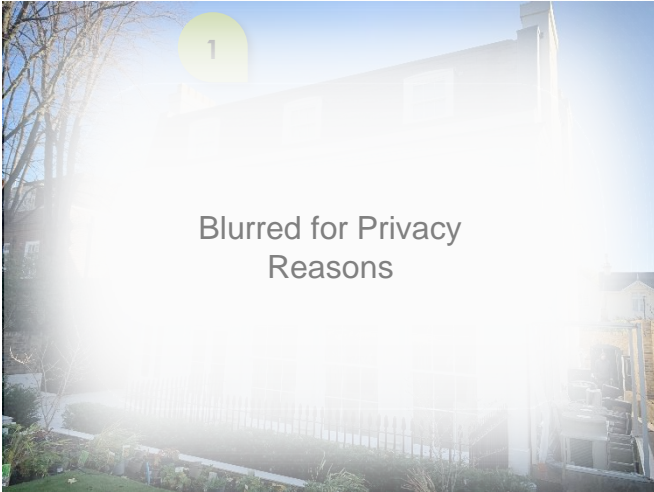
# FALL ARREST SYSTEM

The property is equipped with the **Fall Arrest System**. It has been installed on the **Roof** at the top and by the windows on the **Second Floor**. All the equipment can be found inside a blue bag provided by **Total Access Ltd**.

**Please note that Fall Arrest System should be maintained once a year and should be used only by qualified trained personnel.**

## ROOF

There is a **Latchway Horizontal Wire Route<sup>1</sup>** with **Anchor Points<sup>2</sup>** installed on the Roof.



**Fall Arrest System supplied and installed by – Blurred for Privacy Reasons**

Unit	
Swy	
Ecd	
ST2	